













ELLA-EM060



MAIN FEATURES

- Elegant & compact in its style, versatile in its using.
- Precise light control, 15°, 24°, 38°, 50° beam lens options.
- Interchangeable different color secondary reflectors for anti-glare and decorative function.
- Super modular design, replacing LED module, mounting ring, beam lens, honeycomb filter and secondary reflectors without any needs for tools.
- 355° rotation and 30° tilt.
- Anti-glare accessories provide maximum visual comfort.
- Service the LED optics and Driver from above the ceiling.

Input Wattage 10W-15W	Delivered Lumens (whole fixture efficiency) 920-1248lm
Input Voltage 220-240V / 120V / 277V input, 50-60Hz	Light Color Static White: 2700K, 3000K, 3500K, 4000K Tunable White: 2700K-6000K Dim-to Warm: 2000K-3000K
Power Factor Greater than 0.9	Color Quality CRI 90+, SDCM≤3
Dimming Control On-off, 0/1-10V, DALI, TRIAC, CASAMBI	Beam Optics <div><div> 15° Narrow Spot</div><div> 24°, 38° Spot</div><div> 50° Flood</div><div> Wall Washing</div></div>
Ambient Operating Temperature -20°C to 40°C	Optical Accessories <div><div> Honeycomb</div><div> Soft Lens</div></div>
Ceiling Thickness <div><div> 1mm-20mm Spring clip</div><div> 5mm-20mm Spring strip</div></div>	Secondary Reflector <div><div> Matt black</div><div> Matt white</div><div> Matt silver</div><div> Gold</div></div> <i>Remarks: For hotel series only.</i>
Warranty 5 year limited warranty	Lumen Maintenance 50000h@80%(L80)

- Approximate lumen output based on 3000K CRI90 performance.
Pls send email to sales@encore-tech.com to get product specification and photometric test report.
- 10W Can be **IC-Rated**.