











ELLA-EM050H



MAIN FEATURES

- Small size in high power (2inch 15W 1000 lumen)
- Elegant & compact in its style, versatile in its using.
- Precise light control, 15°, 24°, 36°, 50° beam options.
- Interchangeable different color secondary reflectors for anti-glare and decorative function.
- 355° rotation and 30° tilt.
- Anti-glare accessories provide maximum visual comfort.
- Service the LED optics and Driver from above the ceiling.
- Spring clips and spring blade changeable.

Input Wattage 15W	Delivered Lumens (whole fixture efficiency) 826-1035lm
Input Voltage 220-240V / 120V / 277V input, 50-60Hz	Light Color Static White: 2700K, 3000K, 3500K, 4000K Tunable White: 1800K-4000K
Power Factor Greater than 0.9	Color Quality CRI 90+, SDCM≤3
Dimming Control On-off, 0/1-10V, DALI, TRIAC, CASAMBI	Beam Optics <div><div> 15° Narrow Spot</div><div> 24°, 36° Spot</div><div> 50° Flood</div></div>
Ambient Operating Temperature -20°C to 40°C	Optical Accessories <div><div> Honeycomb</div><div> Soft Lens</div></div>
Ceiling Thickness <div><div>Spring clip (1mm-20mm) Spring plate (8mm-20mm)</div></div>	Secondary Reflector <div><div> Matt black</div><div> Matt white</div><div> Matt silver</div><div> Gold</div></div> <i>Remarks: For hotel series only.</i>
Warranty 5 year limited warranty	Lumen Maintenance 50000h@80%(L80)

- Approximate lumen output based on 3000K CRI90 performance.
Pls send email to sales@encore-tech.com to get product specification and photometric test report.

TRIM FOR HOTEL SERIES



Round Adjustable
EF51RA011



Round Adjustable
Trimless
EF51RA01T