



## MAIN FEATURES

- Slim and clean design with adaptor driver.
- Light efficiency is up to 100lm/W.
- Interchangeable lens: 15°, 24°, 38°, 60°.
- Can be dressed in honeycomb filter and cross louver to enhance the visual quality, reduce glare.
- Privately-designed joints can hold the track head at any positions without malfunctions.
- 360°+ rotation without dead angle and 90° vertical aiming.

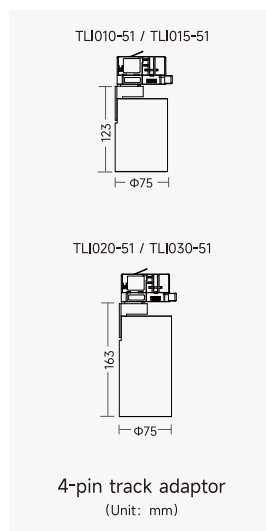


## IMAX-Standard



### QUICK INFO

- ⌚ Wattage  
**10W / 15W / 20W / 30W**
- 🔊 Luminous Efficiency  
**Up to 100 lm/W (whole fixture efficiency)**
- 🎨 Color Quality  
**CRI 90+, SDCM≤3**
- ☀️ Light Color  
**Static White: 2700K / 3000K / 3500K / 4000K**
- Ⓐ Beam Angle  
**Standard: 15° / 24° / 38° / 60°**
- 🎚️ Dimming Control  
**On-off / 0/1-10V / DALI / TRIAC / CASAMBI**
- 🔧 Installation Methods  
**Track-mounted / Wall-mounted**

### DIMENSION



### OPTICAL ACCESSORIES

-  Honeycomb Filter
-  Cross Louver