
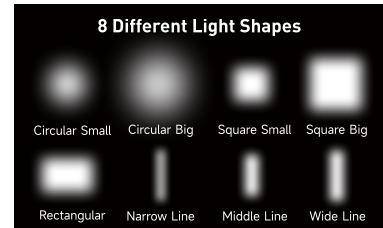




MAIN FEATURES

- Stylish and compact design with integrated driver.
- Very narrow beam 6° with quality light distribution.
- Simply adding extra optical accessories, the light shape can be changed to square, rectangular, line.....
- Privately-designed joints can hold the lights at any positions without malfunctions.
- 360°+ rotation without dead angle and 90°vertical aiming.
- Use OVEGA family to get a unified impression in one environment.

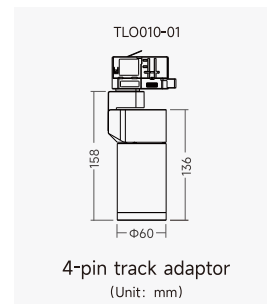


OVEGA-Narrow Beam

QUICK INFO

- ⌚ Wattage
10W
- ⌚ Luminous Efficiency
Up to 70 lm/W (whole fixture efficiency)
- ⌚ Color Quality
CRI 90+, SDCM≤3
- ⌚ Light Color
Static White: 2700K / 3000K / 3500K / 4000K
- ⌚ Beam Angle
Narrow Beam: 6°
- ⌚ Dimming Control
On-off / 0/1-10V / DALI / TRIAC / CASAMBI
- ⌚ Installation Methods
Track-mounted / Wall-mounted / Surface-mounted / Pendant

DIMENSION



OPTICAL ACCESSORIES

