











ELLA-EM050



MAIN FEATURES

- Elegant & compact in its style, versatile in its using.
- Precise light control, 24°, 38°, 50° beam lens options.
- Interchangeable different color secondary reflectors for anti-glare and decorative function.
- Super modular design, replacing LED module, mounting ring, beam lens, honeycomb filter and secondary reflectors without any needs for tools.
- 355° rotation and 30° tilt.
- Anti-glare accessories provide maximum visual comfort.
- Service the LED optics and Driver from above the ceiling.

Input Wattage 5W-8W	Delivered Lumens (whole fixture efficiency) 326-519lm
Input Voltage 220-240V / 120V / 277V input, 50-60Hz	Light Color Static White: 2700K, 3000K, 3500K, 4000K Tunable White: 2700K-6000K Dim-to Warm: 2000K-3000K
Power Factor Greater than 0.9	Color Quality CRI 90+, SDCM≤3
Dimming Control On-off, 0/1-10V, DALI, TRIAC, CASAMBI	Beam Optics  24°, 38° Spot  50° Flood
Ambient Operating Temperature -20°C to 40°C	Optical Accessories  Honeycomb  Soft Lens
Ceiling Thickness  1mm-20mm  5mm-20mm Spring clip Spring strip	Secondary Reflector  Matt black  Matt white  Matt silver  Gold <i>Remarks: For hotel series only.</i>
Warranty 5 year limited warranty	Lumen Maintenance 50000h@80%(L80)

- Approximate lumen output based on 3000K CRI90 performance.
Pls send email to sales@encore-tech.com to get product specification and photometric test report.