

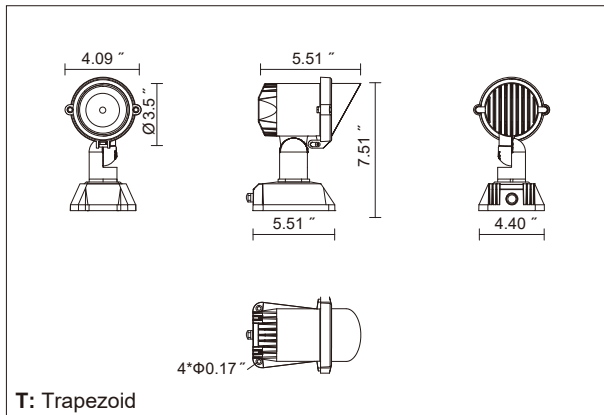


LL7303 LED 6W, ET7304 LED 11W

Applications

COB LED floodlights with two styles of gear boxes, multiple beam angle options and glare shields for mounting on ground, walls and lawns in commercial and residential applications of accent lighting, façade lighting and landscape lighting.

Dimensions



Specifications

Housing	Die-cast aluminum
Gasket	Silicone rubber
Front Cover	Tempered Glass
Reflector	Anodized aluminum 1090
Surface Finish	AkzoNobel powder coating
Driver Type	Constant current
LED CRI	80
Input Voltage	100~277V/AC
Ambient Temperature	-20°C~45°C
Ingress Protection	IP65

Certifications



Options and Accessories

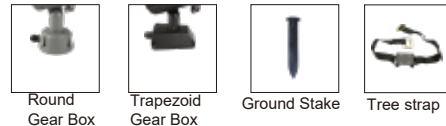
Visor



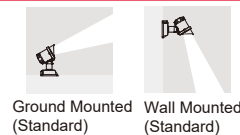
Housing Color




Mounting



Installation



Glareshield



Ordering Guide:

Example: **ET7303 C6 - 4 - 30 - CV - T - B - S - H**

1 Series Power Luminaire Output	2 CCT	3 Beam Angle	4 Visor	5 Gear Box	6 Housing Color	7 Accessory
ET7303 C6: COB 6W ≤359lm@3K	27: 2700K 3: 3000K	15: 15° 30: 30°	NV: No visor UV: Upper visor	R: Round T: Trapezoid	B: Black RAL9011 W: White RAL9016 G: Gray RAL7012 Z: Mineral bronze S: Silver RAL9006	S: Ground Stake P: Tree strap H: Honeycomb Louver MT: Mounting plate for standard junction box M: Marine ambient corrosion resistance
ET7304 C11: COB11W ≤518lm@3K	4: 4000K 5: 5000K	40: 40° 4020: H40°xV20°	FV: Full visor			